






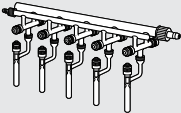

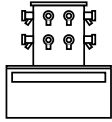

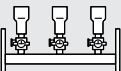

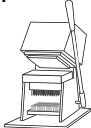



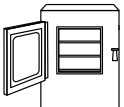





Pump Quick Selection Chart | For Common Lab Applications

 **Fox Scientific, Inc.** sales@foxscientific.com . (800)369-5524 . www.foxscientific.com

APPLICATION	WELCH VACUUM PUMPS & SYSTEMS	FLOW RATE X VACUUM	UNIT PHOTO	MODEL	PAGE
Rotovap Volatiles, Low B.P. B.P. <100 °C Samples 0-5 Liter 	Self Cleaning System with regulator, gauge, condensate jars	35 l/min. 9 torr (12mbar)		202501	6 - 8
	DRYFAST PTFE Pump	25 l/min. 9 torr (12mbar)		2034B-01	
Rotovap DMF, Toluene, other non-volatiles Samples 0-5 Liter 	Self Cleaning System programmable w/condensate catchpots	35 l/min. 2 torr (2.7mbar)		202701	6 - 8
	DRYFAST ULTRA PTFE Pump	35 l/min. 2 torr (2.7mbar)		2042B-01	
Concentrator DNA Pelleting SpeedVac® & CentriVap® Process Applications 	DRYFAST PTFE Pump	35 l/min. 9 torr (12mbar)		2044B-01	15
	DRYFAST ULTRA PTFE Pump	35 l/min. 2 torr (2.7mbar)		2042B-01	
	Welch High Capacity PTFE Pump	100 l/min. 6 torr (8.0mbar)		2054B-01	
Vacuum Manifold Schlenk Line 	DuoSEAL® & CHEMSTAR® Pumps	25 l/min. <1 millitorr (1.3x10 ³ mbar)		1400B-01 or 1400N-01	10 - 11
	GEM® System	31 l/min. 100 millitorr (0.13mbar)		8890A-70	
Freeze Dryer 	CRVpro, Your Robust Vacuum Pump	158 l/min.		3081-01	16 - 17
	CHEMSTAR Low RPM Pump	160 l/min.		1402N-01	
	Direct drive pump with integral oil filtration system	173 l/min.		8917A-80	
Filtration 	Welch Light Chemical Duty Pump	37 l/min.		2019B-01	18 - 19
	DRYFAST - Chemical Duty Pump	35 l/min.		2014B-01	
	WOB-L - Standard Duty Pump	45 l/min.		2546B-01	
Aspiration/Automation Cell Harvester Plate Washer 	WOB-L - Standard Duty Pump	100 l/min. 27.6 in. Hg (80mbar)		2567B-50	12 - 13
	DRYFAST - Chemical Duty Pump	70 l/min. 28.5 in. Hg (47mbar)		2047B-01	
Cell Culture Aspiration 	Welch Aspiration Station With gauge, regulator, 1200 ml autoclavable trap with liquid blockade system	34 l/min. 27.2 in. Hg (93mbar)		2515B-75	12 - 13
Vacuum Oven Drying Degassing 	WOB-L - Standard Duty Pump	100 l/min.		2581B-50	22 - 23
	DRYFAST - Chemical Duty Pump	35 l/min.		2042B-01	
	Welch High Capacity PTFE Pump	100 l/min.		2054B-01	
	CRVpro Pump	160 l/min.		3061-01	
Gel Dryer 	DRYFAST - Chemical Duty Pump	35 l/min.		2014B-01	14